



LG HVAC SOLUTION

MULTI V™ S



LG Electronics
AE Company, Commercial Air Conditioning

Two IFC, 10 Gukjegeumyung-ro, Yeongdeungpo-gu, Seoul, 150-945

www.lg.com www.lgeaircon.com

Copyright © 2014 LG Electronics. All rights reserved.

Distributed by



MULTI V™ S

About LG VRF Technology

Variable Refrigerant Flow is a technology introduced as a system to minimize efficiency losses and provide sustainable energy benefits. LG VRF systems are engineered to save on the cost of ducts, distribution fans, water pumps and water piping. VRF systems have a lower life cycle cost of any system on the market today.

Why LG VRF?

The benefits are numerous; modern style, mirror units for interior designers, less piping for installers and energy efficiency for owners. LG has low sound levels, so units are quiet and can be installed where sound is an issue. LG manufactured inverter compressor optimizes system energy efficiency.


Inverter Technology

With a compressor optimized around the latest inverter technology, the LG Multi V S system precisely matches the load. This helps prevent constant cycling and results in tight temperature control, superior dehumidification, and optimized efficiency. Occupants stay comfortable while reducing utility costs.

Multi V S Technology

This product line is LG's premiere VRF system. Multi V S is designed to provide the owner the benefits of VRF - lower operational costs, minimal or no duct work to install, tenant comfort with individual zoning, efficiency superior to other technologies — while maintaining architectural integrity. The benefit of zoning for heating or cooling is that it provides a level of comfort for all occupants.

PRODUCT LINE-UP


| HP | 4 | 5 | 6 | 8 | 10 | 12 |
|-----------------|--|--|--|--|--|--|
| 1-Phase 220V |  ARUN040GSS0 |  ARUN050GSS0 |  ARUN060GSS0 | | | |
| 3-Phase 380V |  ARUN040LSS0 |  ARUN050LSS0 |  ARUN060LSS0 |  ARUN080LSS0 |  ARUN100LSS0 |  ARUN120LSS0 |



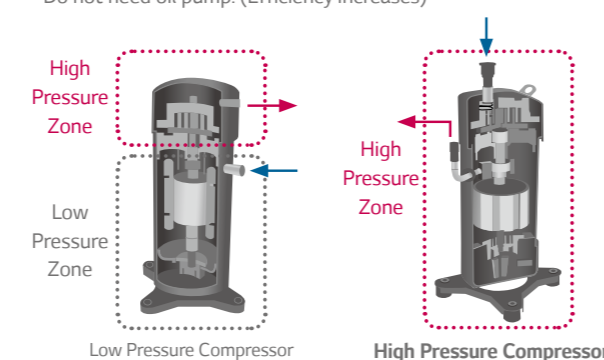
EXCEPTIONAL EFFICIENCY

LG's 4th Generation Inverter Compressor

Multi V S has high efficiency inverter scroll compressor with frequency range 15Hz~150Hz.



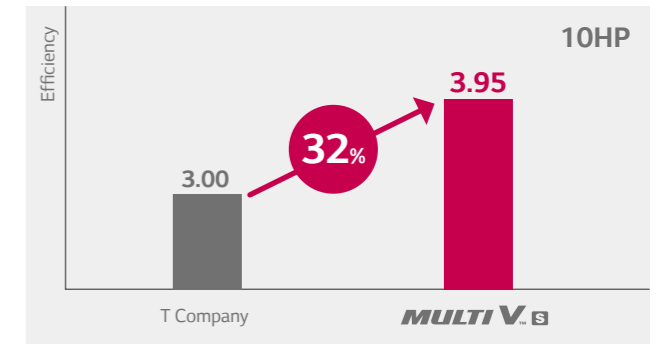
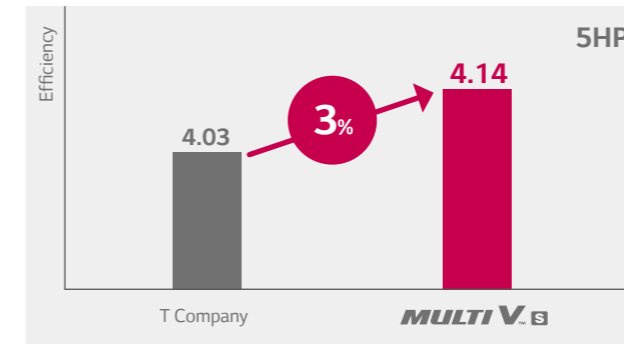
- World Best Compressor Speed 150Hz**
 - Rapid response capability
 - Compact core design (concentrated motor)
 - Down to 15Hz : part load efficiency improvement
- Inverter Scroll Compressor**
 - Inverter SCROLL compressor of high efficiency
 - Low vibration / Low noise
- 6 By-pass Valve**
 - Compressor reliability is maximized with 6 By-pass Valve
 - Prevent compressor damage due to excessively compressed refrigerant more efficiently than 4 by-pass valve
- High Pressure Compressor**
 - Viscosity of oil is secured due to high temperature and pressure.
 - Do not need oil pump. (Efficiency Increases)



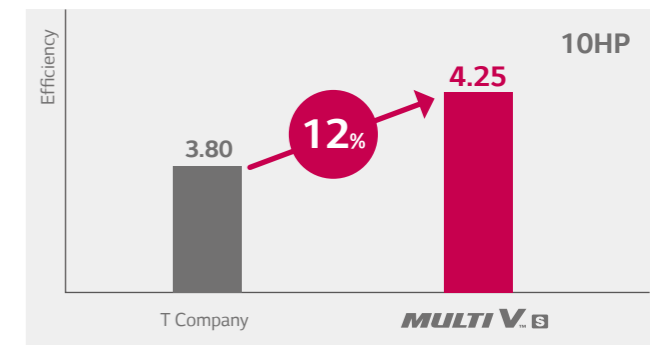
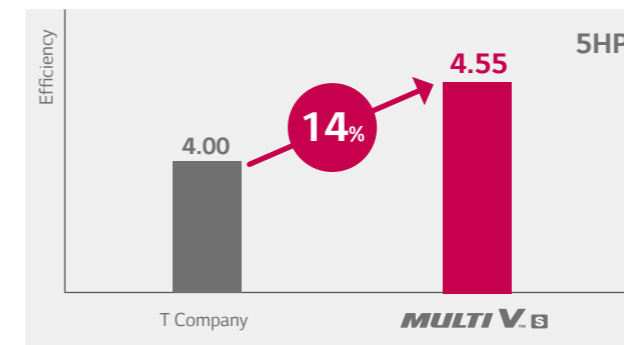
* 8-12HP

High Efficiency

Cooling EER



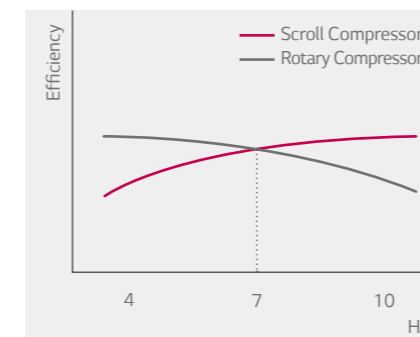
Heating COP



Reliable Inverter Compressor

Multi V S Inverter compressors are highly efficient and reliable for all commercial & residential applications.

Compressor Efficiency Comparison



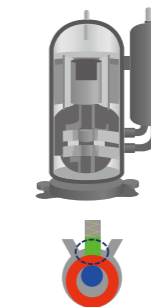
* Based on internal test data

T Company

Only suitable for small capacity below 7 HP



Only Rotary



MULTI V S

High reliability and efficiency at all capacity

- Below 7 HP : Rotary compressor
- Upper 7 HP : Scroll compressor



Rotary



Scroll



EXCEPTIONAL EFFICIENCY

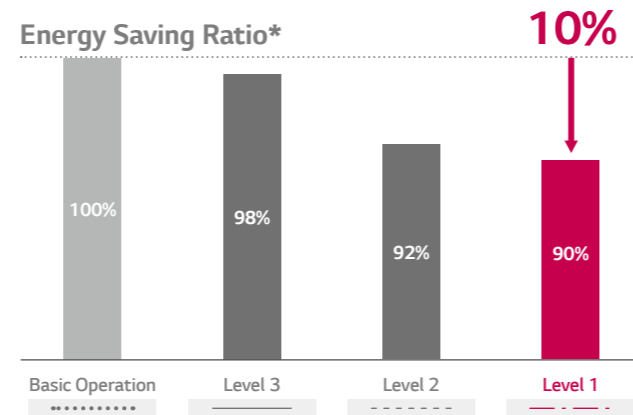
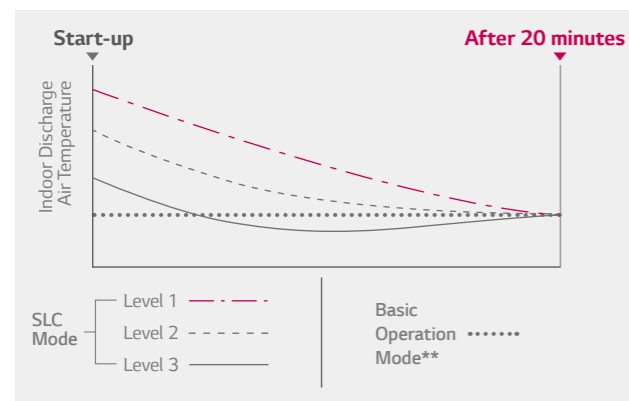
Smart Load Control

To save energy, Multi V S changes indoor discharge air temperature continuously according to load.



Start-up Operation

Operates for 20 minutes after Start-up. 3 levels of SLC operation can be set to save energy. (if not, can run in Basic Operation mode)



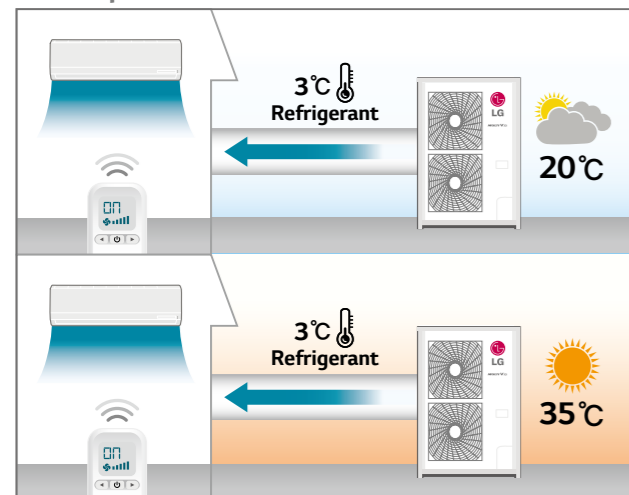
*Energy Saving Ratio : Ratio of energy saved, compared to 100% power consumption for 30 minutes (LG internal test result)

**Basic Operation Mode : Indoor discharge air temperature is constant regardless of variable heat load, so operating efficiency is not relatively high

Auto-reactive Operation

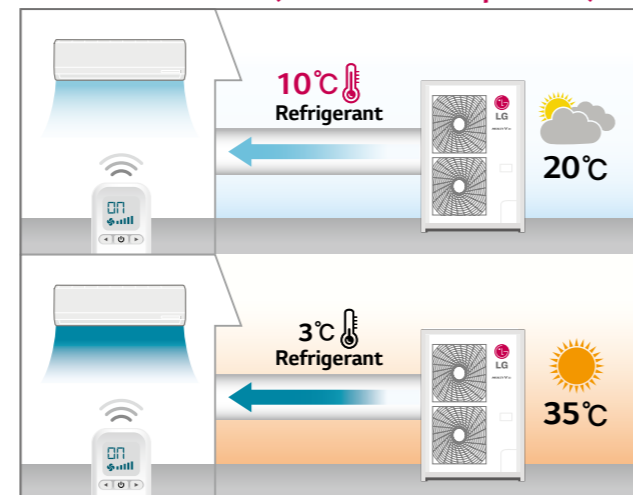
Automatically changes discharge air temperature according to the simultaneous loads. (OAT, IAT & Target temp.)

Basic Operation



- Variable : Indoor Air Temperature

Smart Load Control (Auto-reactive Operation)



- Variable : Indoor Air Temperature, Setting Temperature / Outdoor Air Temperature

- Accurate operation control considering various circumstances.

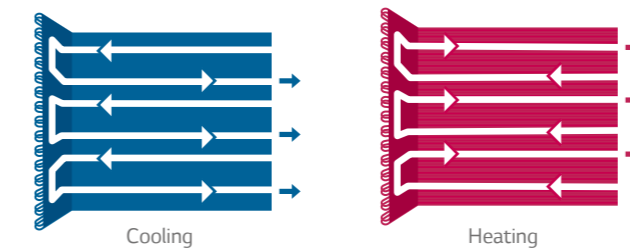
➡ **Maximum Energy Saving 13%**

Optimal Heat Exchanger Circuit

Variable Heat Exchanger Circuit is the world first technology which intelligently selects the optimal path for both heating and cooling (Efficiency up to 5%).

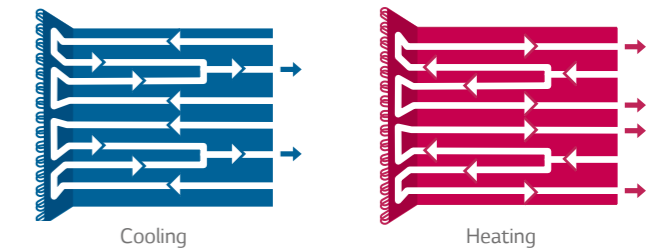
Conventional

The number and direction of path are fixed independent of temperature and operation mode. A fixed path limits efficiency.

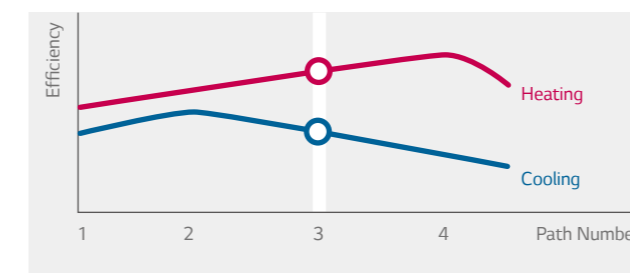


MULTI V S

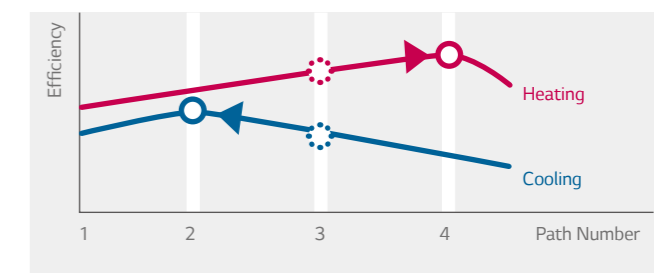
Variable Heat Exchanger Circuit adjusts the path number to match temperatures and operation modes, thereby contributing to an increase in energy efficiency.



Compromising efficiency for each operation

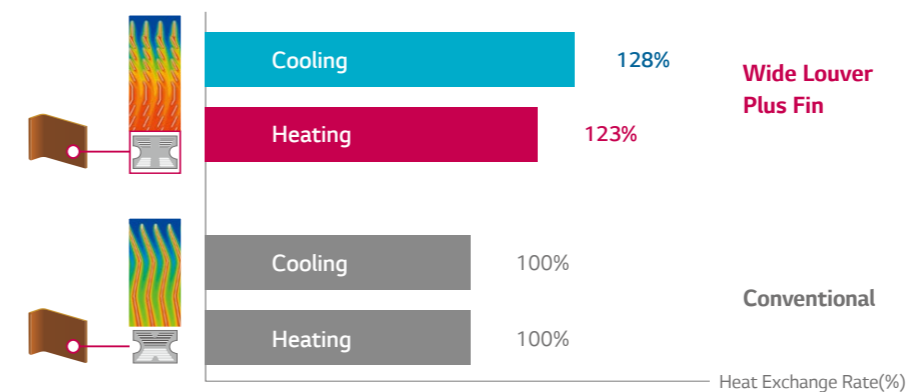


Maximizing efficiency for all operations

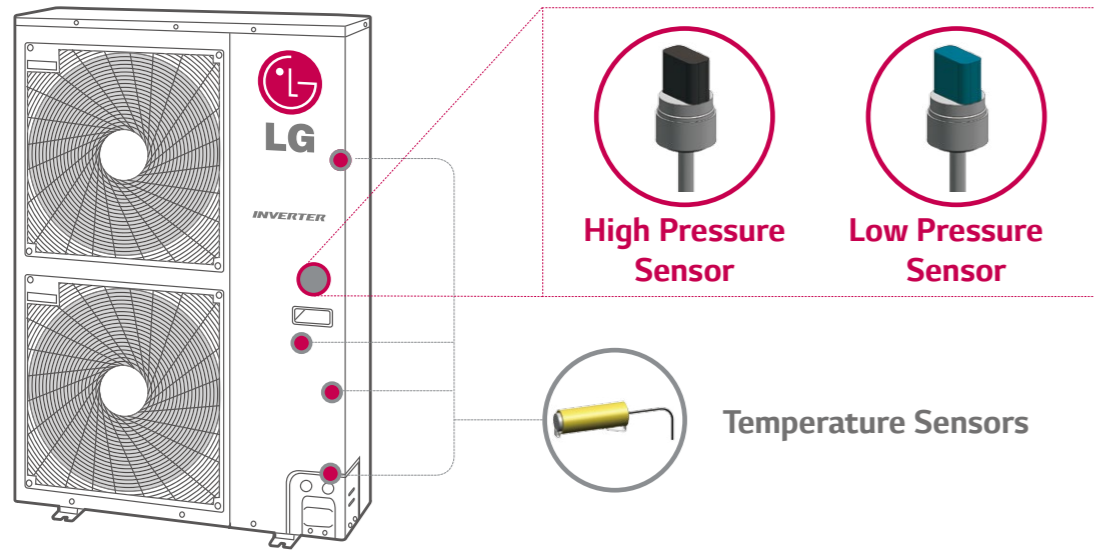


Heat Exchanger with Wide Louver Plus Fin

Improved heat exchanger efficiency of up to 28%

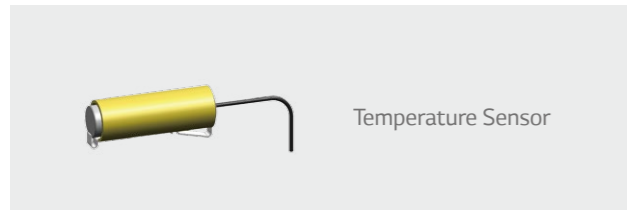


HIGH OPERATION RELIABILITY



High Reliability with Pressure Control

Conventional Temperature Control



Calculates target pressure according to indoor/outdoor temperature, desired temperature and piping length.

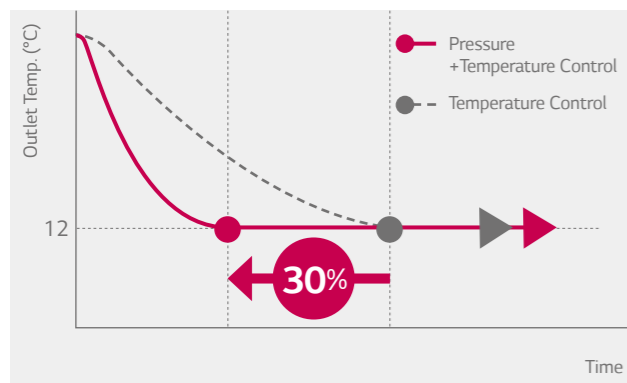
Temperature + Pressure Control



Senses and controls pressure directly using pressure sensor for faster and more exact response to load variation

Quick Operating Response

Pressure control takes up to 30% less time in cooling mode, to reach the desired temperature.



30% Quicker

The indoor environment can be made more comfortable, faster and more accurately.

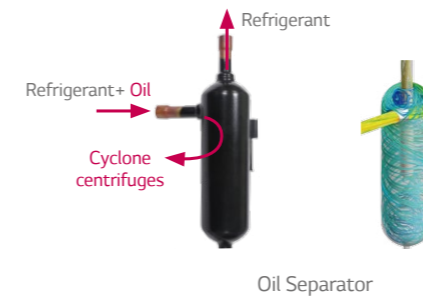
*Based on internal test data

High Reliability of Refrigerant Cycle

Multi V S improved reliability through an excellent technique of Oil separator / Accumulator / Sub-cooling.

1. Cyclone Centrifuges Oil Separator

- Highly reliable and efficient oil separation by centrifugal separation using cyclone methods
- High collection efficiency as well as outstanding resistance to high temperature and pressure



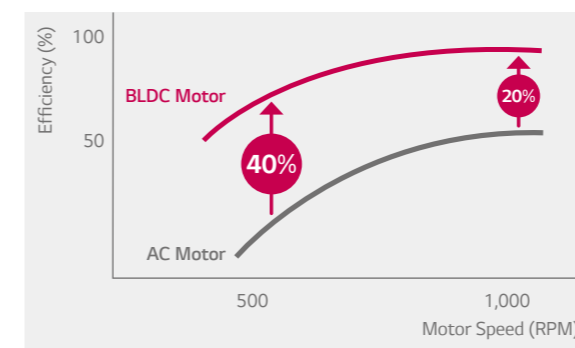
2. Large Volume Accumulator

- Improved reliability by adopting the large volume accumulator (138% volume up compared to conventional)
- Prevents the liquid refrigerant entering the compressor suction




3. BLDC Fan Motor

- The BLDC Fan motor is more efficient than a conventional AC motor, offering an additional 40% energy savings at low speeds and 20% at high speeds.



4. Double Sub-cool Interchanger

- Reliability is enhanced by minimizing pressure drop due to high efficiency spiral structure and 2 times larger size
- > Long pipe is possible (up to 175 m) and high elevation (up to 50 m)
- > Reduction of indoor refrigerant noise level



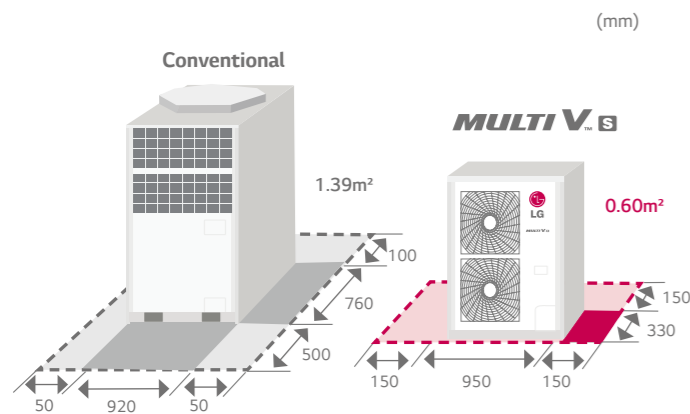
Double Sub-cool Interchanger

DESIGN WITHOUT LIMIT

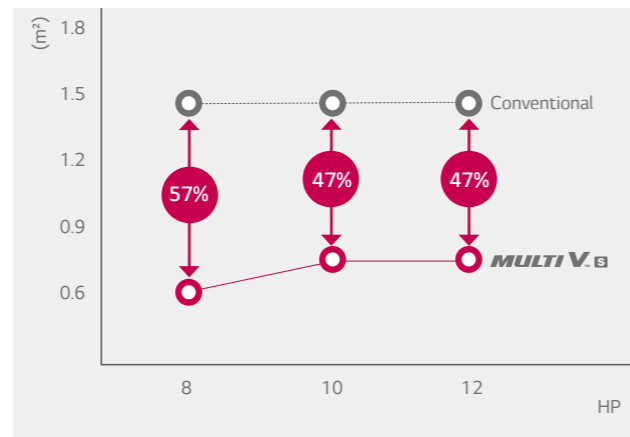
Compact Design

MULTI V S provides the optimal solution for small offices and shops.

Footprint Area Comparison Including Service Area



* 8HP model comparison

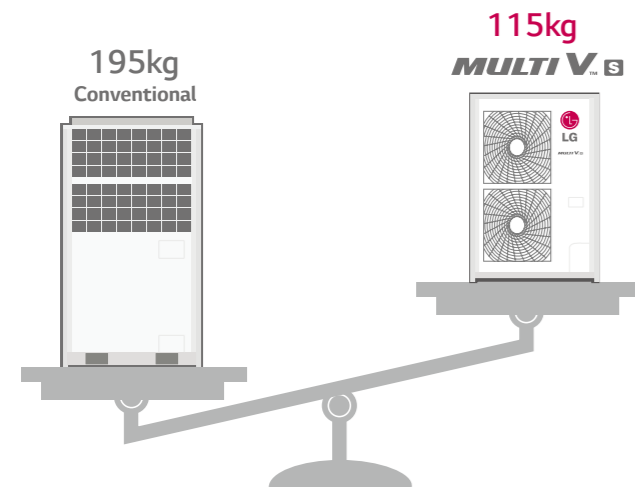


| Footprint Area | HP | 4 | 5 | 6 | 8 | 10 | 12 |
|----------------|----|------|------|------|------|------|------|
| MULTI V S | | 0.60 | 0.60 | 0.60 | 0.60 | 0.74 | 0.74 |
| Conventional | | - | - | - | 1.39 | 1.39 | 1.39 |

* Source : Data Book

41% Lighter weight than conventional model.

- Less pressure on the roof
- Easier installation



* 8HP model comparison



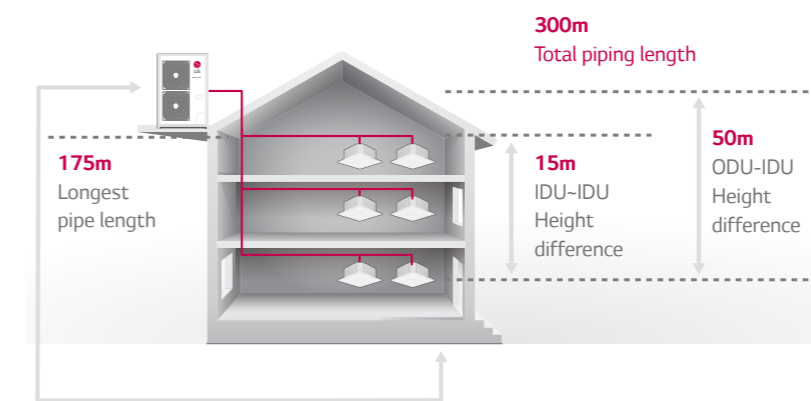
| Weight | HP | 4 | 5 | 6 | 8 | 10 | 12 |
|----------------|----|----|----|----|-----|-----|-----|
| MULTI V S (30) | | 96 | 96 | 96 | 115 | 144 | 155 |
| MULTI V S (10) | | 69 | 94 | 94 | - | - | - |
| Conventional | | - | - | - | 195 | 201 | 201 |

* Source : Data Book

Expanded Piping Capabilities

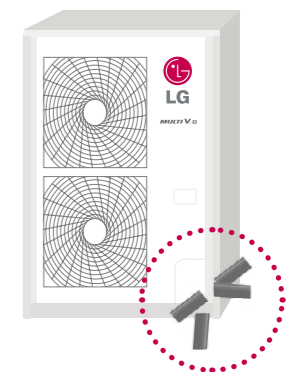
MULTI V S inverter technology and sub cooling control circuit technology allows greater piping length and outstanding elevation differences. A cooling system can be implemented more flexibly in a shop, office and even high-rise building, reducing the designer's work time and providing more efficient design.

Piping Capabilities



4 Way Piping

- Free design and installation by 4 way piping.

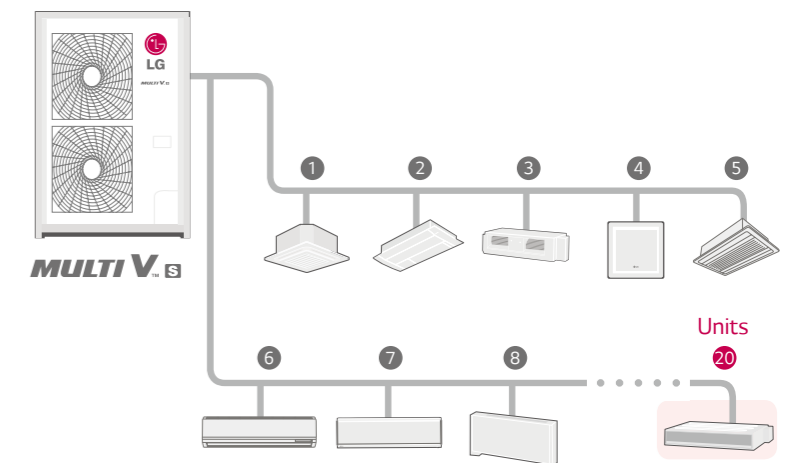


Max.20 Indoor Units Connectable (Based on 12HP)

Maximum of 20 units can be connected to a single outdoor unit with 130% indoor unit combination. (Based on 12HP)

- Connectable indoor units is up to 20 units maximum.
- Indoor units combination range : 50 ~ 130%

- 4HP : Max. 6 indoor units
- 5HP : Max. 8 indoor units
- 6HP : Max. 9 indoor units
- 8HP : Max. 13 indoor units
- 10HP : Max. 16 indoor units
- 12HP : Max. 20 indoor units



* Based on 12HP model

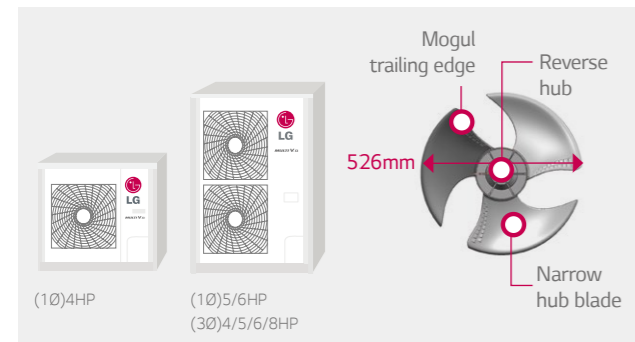
OUTSTANDING PERFORMANCE

Fan Technology and E.S.P. Control


For efficient operation, newly developed fan blows higher air volume and has more high static pressure, also operating noise is decreased.

Fan Technology

The new axial fan has a mogul trailing edge, narrow hub blade and reverse hub, this provides a high efficiency, low noise, wide fan, as well as improving the air flow rate.

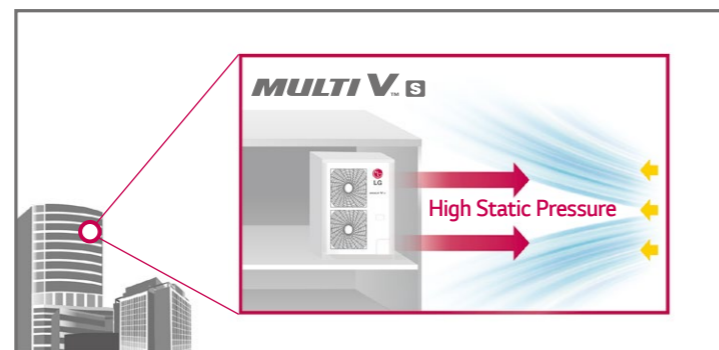
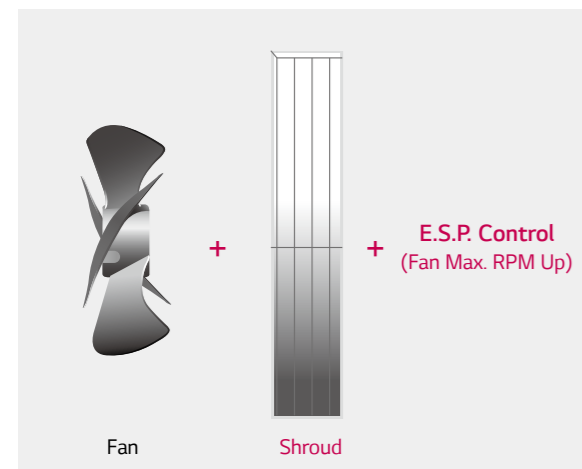


Super cannon fan increases the air volume in 50 CMM and the noise level is decreased by 4 dB(A).



High E.S.P. Technology

Flow of air has straightness due to fan shroud and E.S.P. control even in high-rise building.



- Straight air flow
- New shroud adopted
- Performs high static pressure

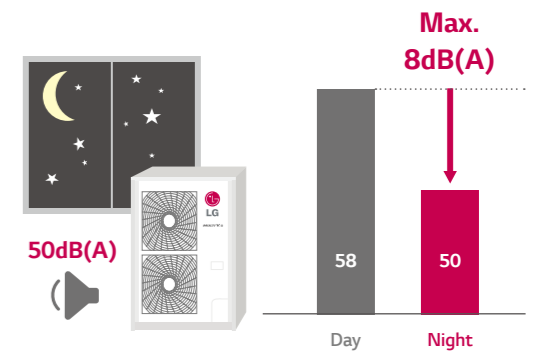
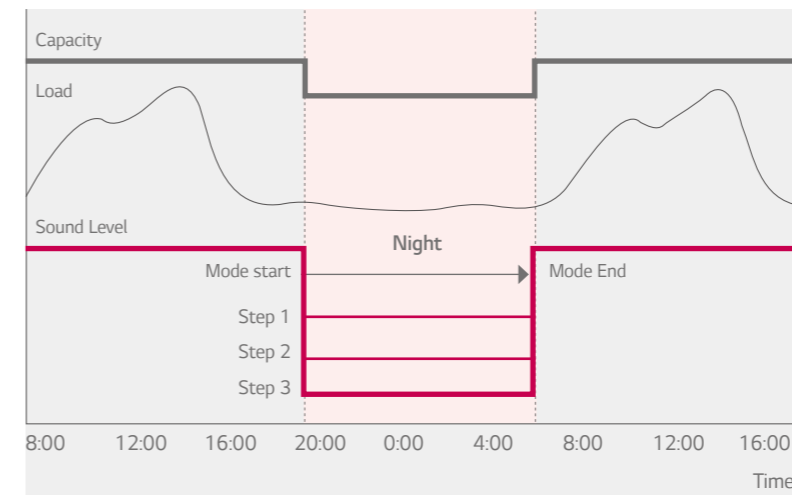
* E.S.P. : External Static Pressure

Silence

Low noise operation at night is possible thanks to inverter technology.

Night Silent Operation

At night mode, noise reduced maximum 14% compared to normal mode.

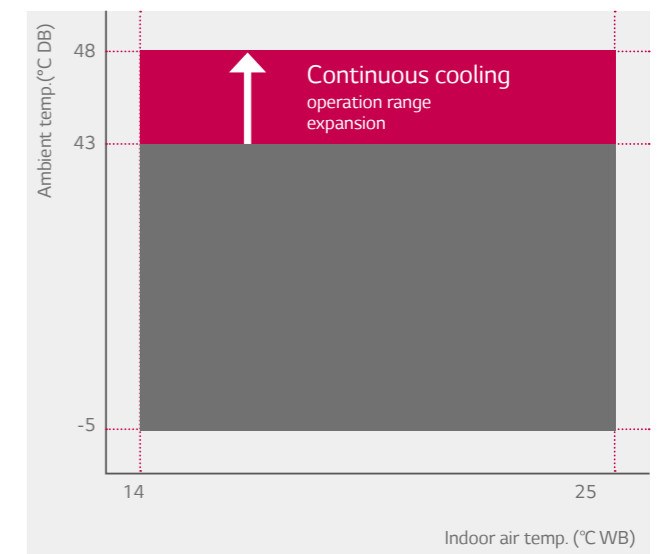


* Normal mode noise level (10HP) : 58dB(A)
* Night 3 step noise level (10HP) : 56dB(A), 53dB(A), 50dB(A)

Wide Operation Range

Thanks in large part to LG's advanced inverter compressor and unique heat exchanger design, MULTI V S is able to provide reliable operation even when the outside temperature soars to 48°C, exceeding the previous norm limit by 5 degrees.


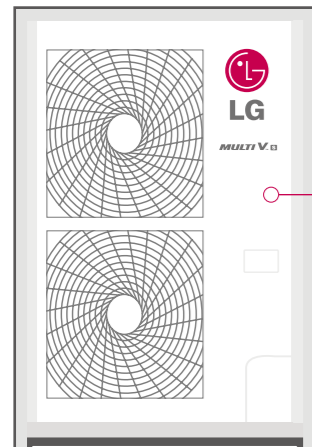
Cooling Operation Range



CYCLE & SERVICE OPTIMIZATION

Upgraded Fault Detection and Diagnosis

The inclusion of FDD elements - Auto start-up, auto refrigerant check, black box functionality, simultaneous evaluation, and auto refrigerant collection, provides the optimal solution for user reliability and ease of maintenance.



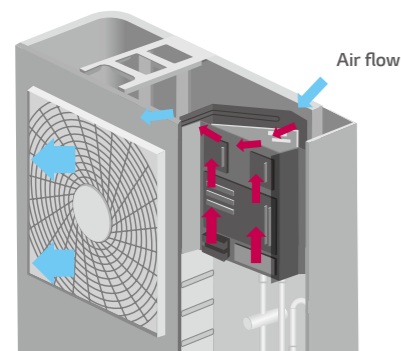
- Auto commissioning Mode
- Auto Refrigerant Collection
- Auto evaluation of refrigerant amount and charging
- Able to access LGMV (LG Monitoring View) by smartphone
- Black box function
- Piping & wiring error check-up

Self Cooled Control

Multi V S has heat exchanger structure and diagonal shape of control box.(Efficiency up to 3%)

Control Box Cooling System

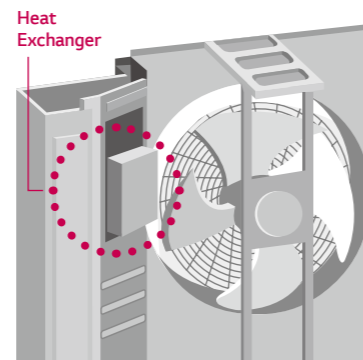
- Feature of control box is diagonal shape, it makes naturally air flowing(directly pulling air back of the fan)
- Reduced heating / cooling efficiency loss



Front view

Heat Exchanger Technology

- Heat exchanger structure
- Optimal air flow by aluminum heat exchanger on control box.



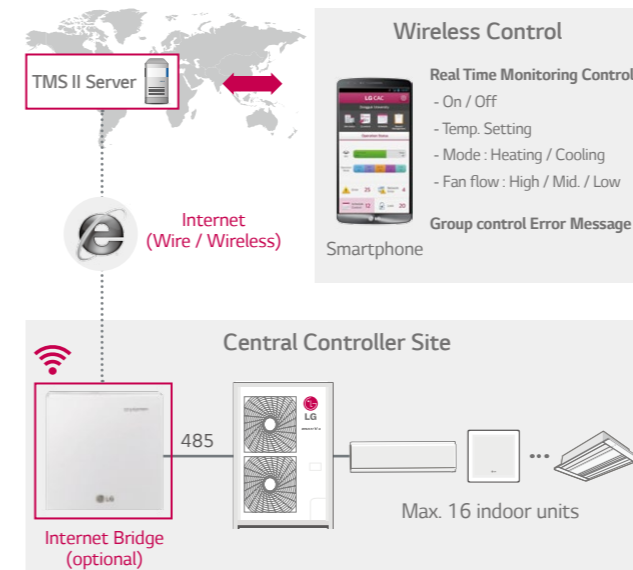
Rear view

Smartphone Control

With mobile application it is convenient to manage various indoor units.

Wireless Control (Optional)

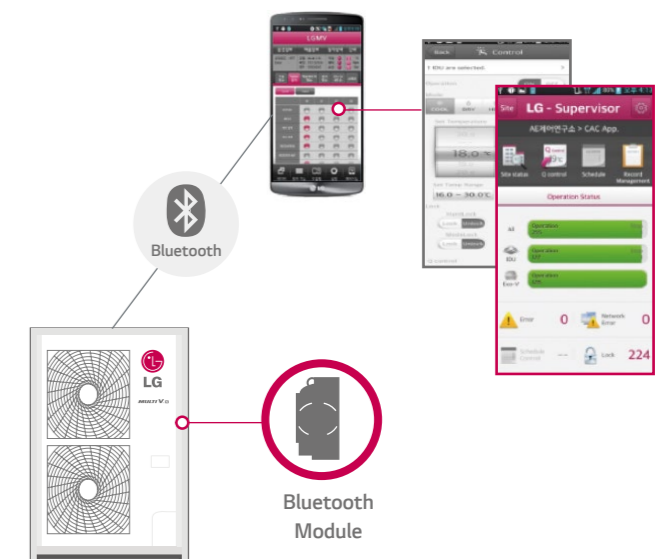
Easy control & monitoring through internet



* In order to use this application, please do legal review (gathering private information) and get the wireless standard in each country. (Internet Bridge requires additional charges)

Smartphone based LGMV (Optional)

Cycle monitoring and control



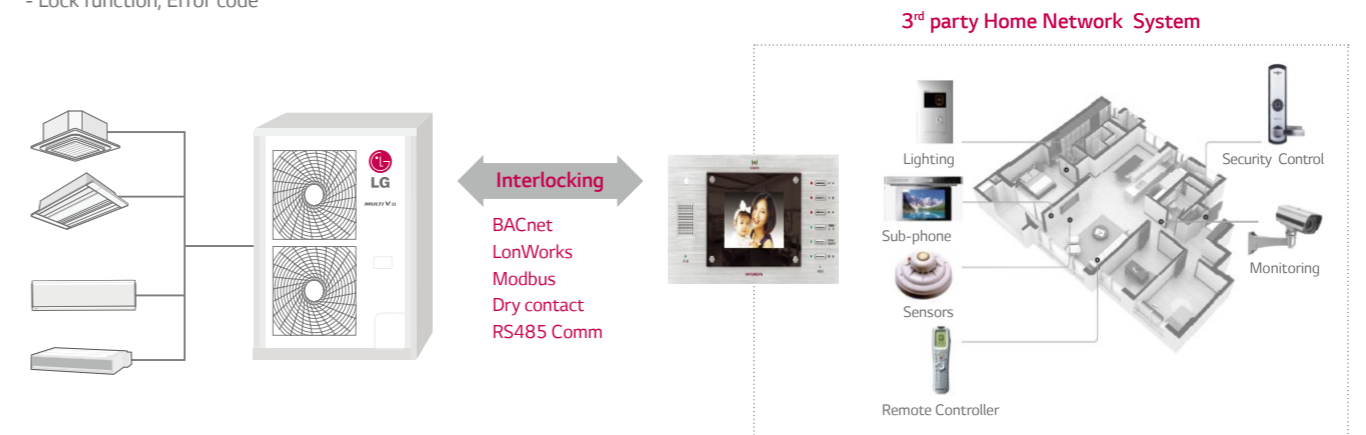
Interlocking with Home Network System

Interlocking with home network system enables various application.

Depending on building size and usage, various communication method can be given.

Compatibility to Home Network System

- Basic control (On/Off, Mode, Setting Temp, Fan speed)
- Lock function, Error code





| HP | | | 4 | 5 | 6 |
|--|--------------------------|------------------------------|--|----------------------------|----------------------------|
| Model Name | | | ARUN040GSS0 | ARUN050GSS0 | ARUN060GSS0 |
| Capacity (Rated) | Cooling | kW | 12.1 | 14.0 | 15.5 |
| | | kcal/h | 10,400 | 12,040 | 13,330 |
| | | Btu/h | 41,200 | 47,800 | 52,900 |
| | Heating | kW | 12.5 | 16.0 | 18.0 |
| | | kcal/h | 10,750 | 13,760 | 15,480 |
| | | Btu/h | 42,700 | 54,600 | 61,400 |
| Input (Rated) | Cooling | kW | 2.95 | 3.38 | 3.96 |
| | Heating | kW | 2.91 | 3.52 | 4.09 |
| COP | Cooling | COP | 4.10 | 4.14 | 3.91 |
| | Heating | COP | 4.30 | 4.55 | 4.40 |
| Power Factor | Rated | - | | | |
| Casing Color | | | Warm Gray | Warm Gray | Warm Gray |
| Heat Exchanger | | | Gold fin | Gold fin | Gold fin |
| Compressor | Type | | Hermetic Motor Compressor | Hermetic Motor Compressor | Hermetic Motor Compressor |
| | Piston Displacement | cm ³ /rev | 44.2 | 44.2 | 44.2 |
| | Number of Revolution | rev/min | 3,600 | 3,600 | 3,600 |
| | Motor Output x Number | W x No. | 4,000 x 1 | 4,000 x 1 | 4,000 x 1 |
| | Starting Method | | DC Inverter Starting | DC Inverter Starting | DC Inverter Starting |
| | Oil Type | | FVC68D(PVE) | FVC68D(PVE) | FVC68D(PVE) |
| | Oil Charge | cc | 1,300 | 1,300 | 1,300 |
| Fan | Type | | Axial Flow Fan | Axial Flow Fan | Axial Flow Fan |
| | Motor Output x Number | W | 124 x 1 | 124 x 2 | 124 x 2 |
| | Air Flow Rate(High) | m ³ /min | 60 | 110 | 110 |
| | | ft ³ /min | 2,119 | 3,885 | 3,885 |
| | Drive | | DC INVERTER | DC INVERTER | DC INVERTER |
| Piping Connections | Discharge | Side / Top | Side | Side | Side |
| | Liquid | mm(inch) | 9.52(3/8) | 9.52(3/8) | 9.52(3/8) |
| | Gas | mm(inch) | 15.88(5/8) | 15.88(5/8) | 19.05(3/4) |
| Dimensions(W x H x D) | | mm | 950 x 834 x 330 | 950 x 1380 x 330 | 950 x 1380 x 330 |
| | | inch | 37.4 x 32.8 x 13.0 | 37.4 x 54.3 x 13.0 | 37.4 x 54.3 x 13.0 |
| Net Weight | | kg | 69 | 94 | 94 |
| | | lbs | 152 | 207 | 207 |
| Sound Press Level | Cooling | dB(A) | 50.0 | 51.0 | 52.0 |
| | Heating | dB(A) | 52.0 | 53.0 | 54.0 |
| Sound Power Level | | dB(A) | 62.0 | 66.0 | 67.0 |
| Protection Devices | High pressure protection | - | High pressure sensor, High pressure switch | | |
| | Compressor/ Fan | - | Over-heat protection / Fan driver overload protector | | |
| | Inverter | - | Over-heat protection, Over-current protection | | |
| Communication Cable | | Noxmm ² (VCTF-SB) | 2C x 1.0 ~ 1.5 | 2C x 1.0 ~ 1.5 | 2C x 1.0 ~ 1.5 |
| Refrigerant | Refrigerant name | | R410A | R410A | R410A |
| | Precharged Amount | kg | 1.8 | 3 | 3 |
| | | lbs | 4 | 6.6 | 6.6 |
| | Control | | Electronic Expansion Valve | Electronic Expansion Valve | Electronic Expansion Valve |
| Power Supply | | V, Ø, Hz | 220, 1, 60 | 220, 1, 60 | 220, 1, 60 |
| Number of maximum connectable indoor units | | | 6 | 8 | 9 |
| Cooling Operation Range (°C, DB) | | | | -5 ~ 48 | |
| Heating Operation Range (°C, WB) | | | | -20 ~ 18 | |

* Due to our policy of innovation some specifications may be changed without notification.



| HP | | | 4 | 5 | 6 |
|--|--------------------------|------------------------------|--|----------------------------|----------------------------|
| Model Name | | | ARUN040LSS0 | ARUN050LSS0 | ARUN060LSS0 |
| Capacity (Rated) | Cooling | kW | 12.1 | 14.0 | 15.5 |
| | | kcal/h | 10,400 | 12,040 | 13,330 |
| | | Btu/h | 41,200 | 47,800 | 52,900 |
| | Heating | kW | 12.5 | 16.0 | 18.0 |
| | | kcal/h | 10,750 | 13,760 | 15,480 |
| | | Btu/h | 42,700 | 54,600 | 61,400 |
| Input (Rated) | Cooling | kW | 2.80 | 3.38 | 3.96 |
| | Heating | kW | 2.75 | 3.52 | 4.09 |
| COP | Cooling | COP | 4.31 | 4.14 | 3.91 |
| | Heating | COP | 4.55 | 4.55 | 4.40 |
| Power Factor | Rated | - | | | |
| Casing Color | | | Warm Gray | Warm Gray | Warm Gray |
| Heat Exchanger | | | Gold fin | Gold fin | Gold fin |
| Compressor | Type | | Hermetic Motor Compressor | Hermetic Motor Compressor | Hermetic Motor Compressor |
| | Piston Displacement | cm ³ /rev | 44.2 | 44.2 | 44.2 |
| | Number of Revolution | rev/min | 3,600 | 3,600 | 3,600 |
| | Motor Output x Number | W x No. | 4,000 x 1 | 4,000 x 1 | 4,000 x 1 |
| | Starting Method | | DC Inverter Starting | DC Inverter Starting | DC Inverter Starting |
| | Oil Type | | FVC68D(PVE) | FVC68D(PVE) | FVC68D(PVE) |
| | Oil Charge | cc | 1,300 | 1,300 | 1,300 |
| Fan | Type | | Axial Flow Fan | Axial Flow Fan | Axial Flow Fan |
| | Motor Output x Number | W | 124 x 2 | 124 x 2 | 124 x 2 |
| | Air Flow Rate(High) | m ³ /min | 110 | 110 | 110 |
| | | ft ³ /min | 3,885 | 3,885 | 3,885 |
| | Drive | | DC INVERTER | DC INVERTER | DC INVERTER |
| Piping Connections | Discharge | Side / Top | Side | Side | Side |
| | Liquid | mm(inch) | 9.52(3/8) | 9.52(3/8) | 9.52(3/8) |
| | Gas | mm(inch) | 15.88(5/8) | 15.88(5/8) | 19.05(3/4) |
| Dimensions(W x H x D) | | mm | 950 x 1380 x 330 | 950 x 1380 x 330 | 950 x 1380 x 330 |
| | | inch | 37.4 x 54.3 x 13.0 | 37.4 x 54.3 x 13.0 | 37.4 x 54.3 x 13.0 |
| Net Weight | | kg | 96 | 96 | 96 |
| | | lbs | 212 | 212 | 212 |
| Sound Press Level | Cooling | dB(A) | 50.0 | 51.0 | 52.0 |
| | Heating | dB(A) | 52.0 | 53.0 | 54.0 |
| Sound Power Level | | dB(A) | 63.0 | 66.0 | 67.0 |
| Protection Devices | High pressure protection | - | High pressure sensor, High pressure switch | | |
| | Compressor/ Fan | - | Over-heat protection / Fan driver overload protector | | |
| | Inverter | - | Over-heat protection, Over-current protection | | |
| Communication Cable | | Noxmm ² (VCTF-SB) | 2C x 1.0 ~ 1.5 | 2C x 1.0 ~ 1.5 | 2C x 1.0 ~ 1.5 |
| Refrigerant | Refrigerant name | | R410A | R410A | R410A |
| | Precharged Amount | kg | 6.6 | 6.6 | 6.6 |
| | | lbs | 14.6 | 14.6 | 14.6 |
| | Control | | Electronic Expansion Valve | Electronic Expansion Valve | Electronic Expansion Valve |
| Power Supply | | V, Ø, Hz | 380, 3, 60 | 380, 3, 60 | 380, 3, 60 |
| Number of maximum connectable indoor units | | | 6 | 8 | 9 |
| Cooling Operation Range (°C, DB) | | | | -5 ~ 48 | |
| Heating Operation Range (°C, WB) | | | | -20 ~ 18 | |

* Due to our policy of innovation some specifications may be changed without notification.



| HP | | | 8 | 10 | 12 |
|--|-------------------------------|----------------------|--|--|--|
| Model Name | | | ARUN080LSS0 | ARUN100LSS0 | ARUN120LSS0 |
| Capacity (Rated) | Cooling | kW | 22.4 | 28.0 | 33.6 |
| | | kcal/h | 19,300 | 24,100 | 28,900 |
| | Heating | Btu/h | 76,400 | 95,900 | 114,700 |
| | | kW | 25.2 | 31.5 | 37.8 |
| Input (Rated) | Cooling | kcal/h | 21,700 | 27,100 | 32,500 |
| | | Btu/h | 86,000 | 107,500 | 129,000 |
| | Heating | kW | 5.89 | 7.09 | 9.08 |
| | | kW | 6.00 | 7.41 | 9.95 |
| COP | Cooling | COP | 3.80 | 3.95 | 3.70 |
| | Heating | COP | 4.20 | 4.25 | 3.80 |
| Power Factor | Rated | - | 0.90 | 0.90 | 0.93 |
| Casing Color | | | Warm Gray | Warm Gray | Warm Gray |
| Heat Exchanger | | | Gold fin | Gold fin | Gold fin |
| Compressor | Type | | Hermetically Sealed Scroll | Hermetically Sealed Scroll | Hermetically Sealed Scroll |
| | Piston Displacement | cm ³ /rev | 43.8 | 62.1 | 62.1 |
| | Number of Revolution | rev/min | 3,600 | 3,600 | 3,600 |
| | Motor Output x Number | W x No. | 4,200 x 1 | 5,300 x 1 | 6,800 x 1 |
| | Starting Method | | Direct On Line | Direct On Line | Direct On Line |
| | Oil Type | | FVC68D(PVE) | FVC68D(PVE) | FVC68D(PVE) |
| | Oil Charge | cc | 1,200 | 1,400 | 1,400 |
| Fan | Type | | Propeller fan | Propeller fan | Propeller fan |
| | Motor Output x Number | W | 124 x 2 | 250 x 2 | 250 x 2 |
| | Air Flow Rate(High) | m ³ /min | 140 | 190 | 190 |
| | | ft ³ /min | 4,944 | 6,707 | 6,710 |
| | Drive | | DC INVERTER | DC INVERTER | DC INVERTER |
| | Discharge | Side / Top | Side | Side | Side |
| Piping Connections | Liquid | mm(inch) | 9.52(3/8) | 9.52(3/8) | 12.7(1/2) |
| | Gas | mm(inch) | 19.05(3/4) | 22.2(7/8) | 28.58(9/8) |
| Dimensions(W x H x D) | mm | | (950 x 1,380 x 330) x 1 | (1,090 x 1,625 x 380) x 1 | (1,090 x 1,625 x 380) x 1 |
| | inch | | (37.4 x 54.3 x 13.0) x 1 | (42.9 x 64.0 x 15.0) x 1 | (42.9 x 64.0 x 15.0) x 1 |
| Net Weight | kg | | 115 x 1 | 144 x 1 | 157 x 1 |
| | lbs | | 254 x 1 | 317 x 1 | 346 x 1 |
| Sound Press Level | Cooling | dB(A) | 59 | 60 | 62 |
| | Heating | dB(A) | 59 | 60 | 62 |
| Sound Power Level | | dB(A) | 68 | 69 | 73 |
| Protection Devices | High pressure protection | - | High pressure sensor, High pressure switch | High pressure sensor, High pressure switch | High pressure sensor, High pressure switch |
| | Compressor/ Fan | - | Over-heat protection (S/W) / Fan driver overload protector (S/W) | Over-heat protection (S/W) / Fan driver overload protector (S/W) | Over-heat protection / Fan driver overload protector |
| | Inverter | - | Over-heat protection (S/W), Over-current protection (H/W, S/W) | Over-heat protection (S/W), Over-current protection (H/W, S/W) | Over-heat protection, Over-current protection |
| Communication Cable | No.xmm ² (VCTF-SB) | | 2C x 1.0 ~ 1.5 | 2C x 1.0 ~ 1.5 | 2C x 1.0 ~ 1.5 |
| | Refrigerant name | | R410A | R410A | R410A |
| Refrigerant | Precharged Amount | kg | 3.5 | 4.5 | 6 |
| | | lbs | 7.7 | 9.9 | 13.2 |
| | Control | | Electronic Expansion Valve | Electronic Expansion Valve | Electronic Expansion Valve |
| Power Supply | V, Ø, Hz | | 380-415, 3, 50 | 380-415, 3, 50 | 380-415, 3, 50 |
| Number of maximum connectable indoor units | | | 13 | 16 | 20 |
| Cooling Operation Range (°C, DB) | | | -5 ~ 48 | | |
| Heating Operation Range (°C, WB) | | | -20 ~ 18 | | |

* Due to our policy of innovation some specifications may be changed without notification.

| Device | Buyer Model | ARUN040GSS0, ARUN050GSS0, ARUN060GSS0 ARUN040LSS0, ARUN050LSS0, ARUN060LSS0 ARUN080LSS0, ARUN100LSS0, ARUN120LSS0 | |
|---|-----------------------------------|---|---|
| AC Ez (Simple Controller) | PQCZ250S0 | 0 | |
| AC Smart II | PQCSW320A1E | 0 | |
| AC Smart Premium | PQCSW421E0A | 0 | |
| 128 Unit Expansion Kit for AC Smart | PQCSE440U0 | 0 | |
| Option Kit (SD card type) for AC Smart | PQCSE341A0 / PQCSE342A0 | 0 | |
| ACP(Advanced Control Platform) | PQCPA11A0E / PQCPB11A0E | 0 | |
| AC Manager | PQCSS520A0E | 0 | |
| ACP(Advanced Control Platform) Standard | PQCPC22N0 | 0 | |
| ACP(Advanced Control Platform) Premium | PQCPC22A0 | 0 | |
| AC Manager Plus | PQCSSA21E0 | 0 | |
| DO(Digital Output) Kit | PQNFP00T0 | 0 | |
| BNU (Building Network Unit) | LONWORKS Gateway (DC 12V Adapter) | PQNFB16A1 / PLNWKB000 | 0 |
| | LONWORKS Gateway (AC 24 V) | PLNWKB100 | 0 |
| | BACnet Gateway (DC 12V Adapter) | PQNFB17B0 / PQNFB17C0 | 0 |
| | BACnet Gateway (AC 24 V) | PQNFB17C1 | 0 |
| Installation | Refrigerant Charging Kit | PRAC1 | 0 |
| | Variable Water Flow Control Kit | PWFCKN000 | X |
| PDI(power distribution indicator) | PQNUD1S00 | 0 | |
| PDI(power distribution indicator) Premium | PQNUD1S40 | 0 | |
| Cool / Heat Selector | PRDSBM | 0 | |
| ODU Dry Contact | PQDSBCDVM0 | 0 | |
| IO Module (ODU Dry Contact) | PVDSMN000 | 0 | |
| Low Ambient Kit | PRVC* | X | |
| Cycle Monitoring Device | LG MV | PRCTILO | 0 |
| | Mobile LGMV(Bluetooth) | PMVBTQ01 | 0 |
| Internet Bridge | PWFMDB000 | 0 | |

Notes:

- Capacities are based on the following conditions:
 - Cooling Temperature : Indoor 27°C(80.6°F) DB / 19°C(66.2°F) WB
Outdoor 35°C(95°F) DB / 24°C(75.2°F) WB
 - Heating Temperature : Indoor 20°C(68°F) DB / 15°C(59°F) WB
Outdoor 7°C(44.6°F) DB / 6°C(42.8°F) WB
 - Piping Length : Interconnected Pipe Length = 5m
 - Difference Limit of Elevation (Outdoor - Indoor Unit) is Zero.
- Wiring cable size must comply with the applicable local and national code.
- Due to our policy of innovation some specifications may be changed without notification.
- Sound Level Values are measured at Anechoic chamber.
Therefore, these values can be increased (maximum 3dB(A)) owing to ambient conditions during operation.